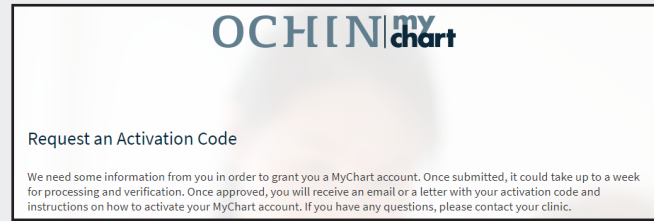


Sign Up for MyChart

With a MyChart account you can view lab results, order refills, message your care team, or book an appointment at your convenience. Try MyChart Virtual Visits for video appointments with your provider from the comfort of home.

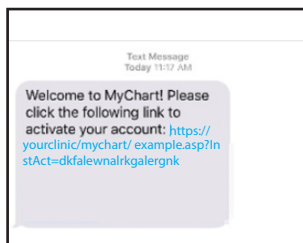
- 1 If you have not already received an activation code, you can request one from the MyChart portal on your clinic's website. Fill in the form and submit.



- 2 To complete sign-up, your clinic will give you an activation code or link by text, email, or on your printed After Visit Summary.

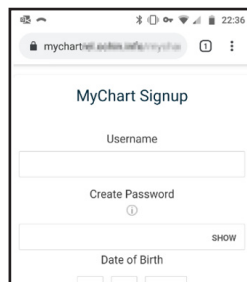
By Text

- 1 From a text, tap the unique link* to MyChart.

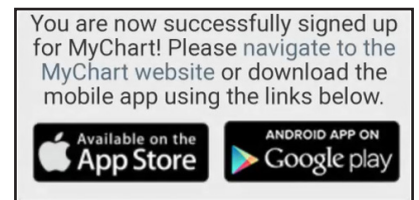


*This link expires in 60 days.

- 2 Create a username, password, and fill in your information.



- 3 Success! You have created your MyChart account.



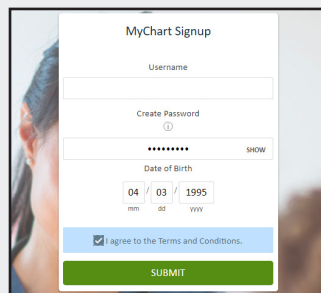
By Email

- 1 From your email, click the unique link* to MyChart.

Welcome to MyChart! Please click the following link to activate your account: <https://yourclinic/mychart/example.asp?lnstAct=dkfalewnalrkgalergnk>

*This link expires in 60 days.

- 2 Create a username, password, and fill in your information.



- 3 Success! You have created your MyChart account.



- 4 You can now access MyChart from your personal computer or mobile device.

March 2020

This project is supported by the Health Resources and Services Administration (HRSA) of the U.S. Department of Health and Human Services (HHS) under the grant number H2QCS30280 "Health Center Controlled Networks", through the use of funds from the total annual award of \$2,730,000.00. The contents are those of the author(s) and do not necessarily represent the official views of, nor an endorsement, by HRSA, HHS or the U.S. Government.

This material contains confidential and copyrighted OCHIN and Epic Systems information © Copyright 2020 OCHIN, Inc. © Copyright 2020 Epic Systems Corporation. All rights reserved.

